

A wide-angle photograph of a modern hospital room. The room features several hospital beds with white linens and blue accents, arranged on either side of a central aisle. Large windows at the far end of the room offer a view of lush greenery outside. The ceiling is white with recessed lighting and a curved track system for medical equipment. The floor is a light blue, polished surface that reflects the overhead lights. The overall atmosphere is clean, bright, and professional.

oslo

draperyhardware

Hospital Tracking

SERIES 99 HOSPITAL TRACKING

TrackCo has been a wholesale supplier of Drapery Hardware since 1974 and has been a pioneer of many developments such as Motorisation.

Our Curtain Track range includes Commercial and Domestic Tracking System so no matter what the job we have a solution. We supply tracks for all purposes such as Hotels, Offices, Schools, Churches, Crematoriums and Aged Care Facilities plus everyday living at Home or Apartment Units etc.

We are specialty suppliers of Hospital Bed Screening and Shower Tracks for Hospitals, Physiotherapy Suites and Medical Centres.

Hospital:

Oslo Series 98 and 99 hospital tracking systems allow many choices of configuration for bed screens in public and private hospitals, nursing homes, clinics and doctors surgeries. It can be attached directly to the ceiling or supported with drop rods.

The Oslo hospital tracks are available as Series 99 standard Systems, (20mm x 38mm dimension) which can be used as a fixed rigid rail as well as the versatile movable rail. The smaller sized section Series 98 (20mm x 25mm dimensions) is only available as a fixed rigid rail layout used mainly for shower screens.



A two wheeled hook runner for free movement of curtains and an adjustable height 5 Point I.V. Tree.

Series 98 and 99 aluminium track can be bent around a 250mm radius allowing multiple layouts to suit your requirements. Available as clear anodised and white powder coated finish as standard.

Details:

Introduction:

Oslo Series 99 divider, IV track systems and associated components are made from durable materials and will not corrode in normal use. They requires no maintenance other than normal cleaning procedures. In an event of damage, or wear and tear of moving parts, all components are readily available for replacement.

It's not difficult to see what makes the Oslo Series 99 track a preferred choice throughout the industry from architects and contractors, to nursing staff and clinicians alike. It starts off with small differences like the dependability of the rigid aluminium track profile and its ability to be able to span 3 metres between hangers, the snag-free roller wheeled curtain hooks, and the one of a kind press-slide curtain removal point which allows curtains to be removed and replaced swiftly.

Guide:

All Oslo Series 99 track systems are constructed from premium grade aluminium for hassle-free maintenance and installation, and can be easily found working effectively in hospitals, clinics, aged care facilities, sports centres, schools and other public buildings.

All Oslo Series 99 track systems are available in a made to measure form completely ready for installing in an individual component form - for ease of use within any in-house manufacturing facility and moving between areas on the job site. It should be noted that Oslo Series 99 and 98 work with the Kestral Anti-Ligature components that are designed to break/collapse under load to reduce the risk of patients attempting to self harm. The full range is distributed state wide through a network of suppliers and distributors providing an unrivalled level of support, and with experienced installers and service teams to exceed your expectations.

What unique features make the Oslo Series 99 track so popular?

As you could expect from all areas of the age care community, hospitals, clinics and health conscious institutions all over the world treat the care of their clientele with a very high level of service. To enable them to uphold an environment that is conducive towards recovery requires equipment and systems that are simple to use and require minimal maintenance. Not only does installing these features and taking these appropriate steps pay dividends towards job satisfaction, they ultimately help the longevity of the care plan by ruling out the requirements of continual maintenance costs. With ever-increasing options available to the healthcare sector in hospital tracking, why should more thought go into an Oslo Series 99 track?

Many systems available provide only the minimum number of factors required to offer a suitable privacy and dividing solution, contractors budget on quality rather than ensuring staff and patients well-being for safety. For help when making your next decision, or to check how your current system compares to the industries standard, have a quick read through the points listed.

Oslo Series 99 Information Brochure

- Premium Aluminium Profile

The core of the Oslo Series 99 track is based around and remembered by its sturdy and quality, yet unobtrusive, profile. Constructed entirely from the highest grade of aluminium and requiring no additional separate parts upholds the integrity of the product allowing it to span 3 metres between supports with no flexing or sag.

- Roller Wheel Curtain Hooks

To be noticed by nursing staff who had grown accustomed to ordinary cubicle tracking systems. Even after years of use, curtains using these will be light and easy to draw. They won't even jam on bends! Check for wear on the hooks and signs of opening due to excess load and replace as required.



- Installer Friendly

Not only do nursing staff prefer the ease of use, many installers would rather fit Oslo Series 99 track than any other profile. The simple, elegant design is not only quick and easy to install, it is one of the most durable tracks to date. Die-cast aluminium wall shoes hold the track securely and slim suspension rods help with strength requirements.

- Curtain Release Point

We recommend every track gets fitted with a unique press-slide curtain release point allowing curtains to be removed swiftly and completely with its hooks. It is of no surprise that this alone will reduce maintenance time and improves infection control. No more struggling to remove soiled curtains from the track height at a stretch!




Oslo Series 99 Information Brochure

- Biosafe Antibacterial Formula

On Special request a special anti-microbial formula, proven to remove the growth of bacteria, is added to the paint substance before application. This ensures that the protection is preserved indefinitely and unable to be washed off by cleaning. A generous amount of lead time will be needed to obtain this feature with an additional cost.

- Movagate

The Movagate is the ultimate solution for suspended curtain track system where there is a requirement for a hoist. Designed with a robust spring-loaded hinge and magnetic latch, the Movagate allows the hoist to pass swiftly and easily through the track whilst maintaining 100% patient privacy at all times. The



maintenance-free Movagate is supported with white suspended V-Hangers to ensure a firm and secure installation.

- Maintenance

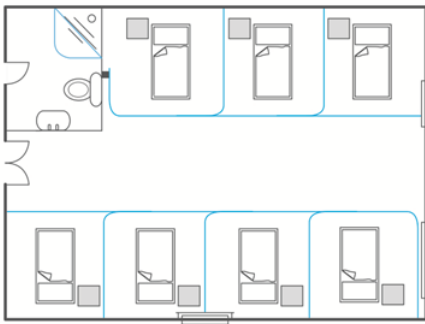
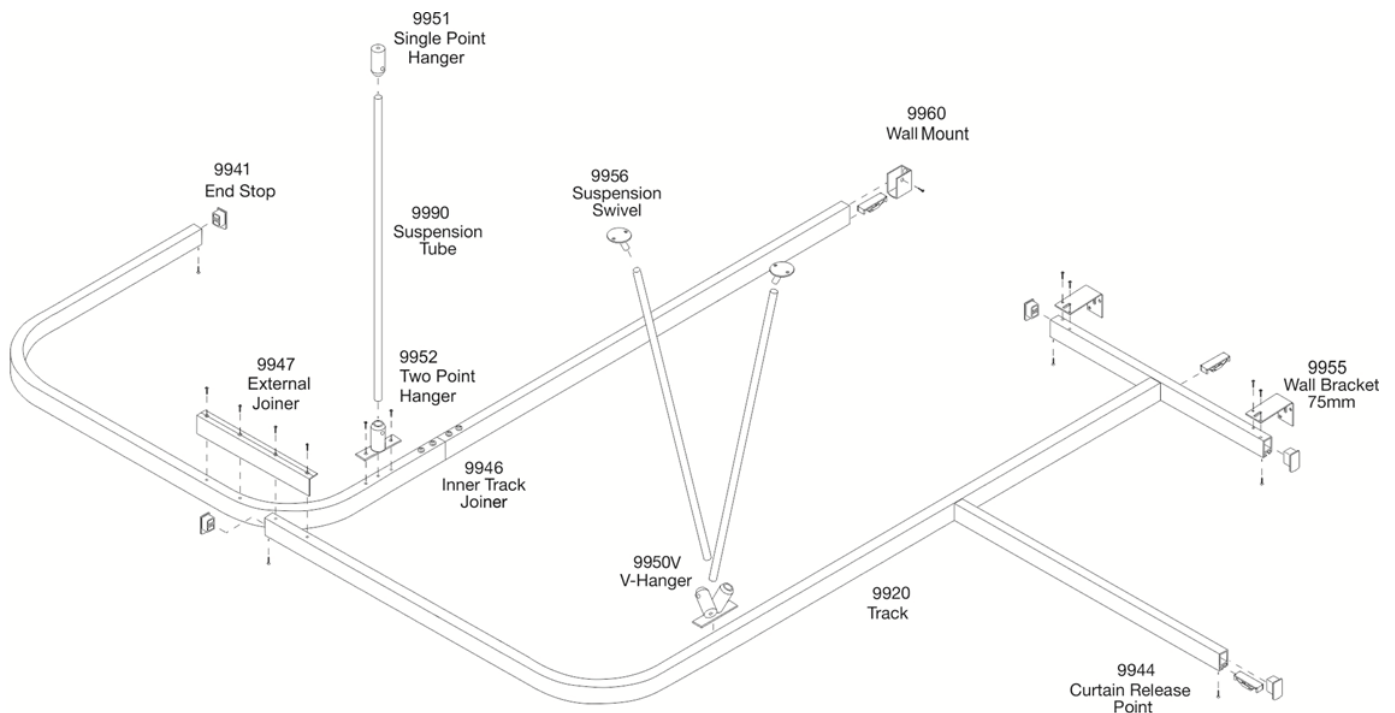
Ideally suited for all contact applications, the Oslo Series 99 profile has a hygienic, wipe-clean, white powder-coated or anodised finish as a standard. The machined flat top profile allows for positive wiping, providing absolutely no area for dust to build up in nor bacteria to develop. Brackets and mounting points should be checked for fatigue and secure attachment to walls and ceilings.

- Warranty

All Oslo Series 99 tracks are made from the highest quality aluminium extrusion. Materials and workmanship for both the anodised and white powder-coated track has a lifetime guarantee when used in accordance with the Oslo Specifications. Please note; this guarantee does not include damage from abuse, inappropriate cleaning agents and methods, installers mishandling or incorrect installation. Installers should refer to the Oslo technical specifications for the correct attachment methods and maximum distances between supports. Oslo International Marketing and The Curtains Hardware Company have no control over the installation process or the use of the curtains etc once in operation. Therefore, this guarantee is only limited to the track as supplied and cannot extend to other components.

Oslo Series 99 Information Brochure

Specifications



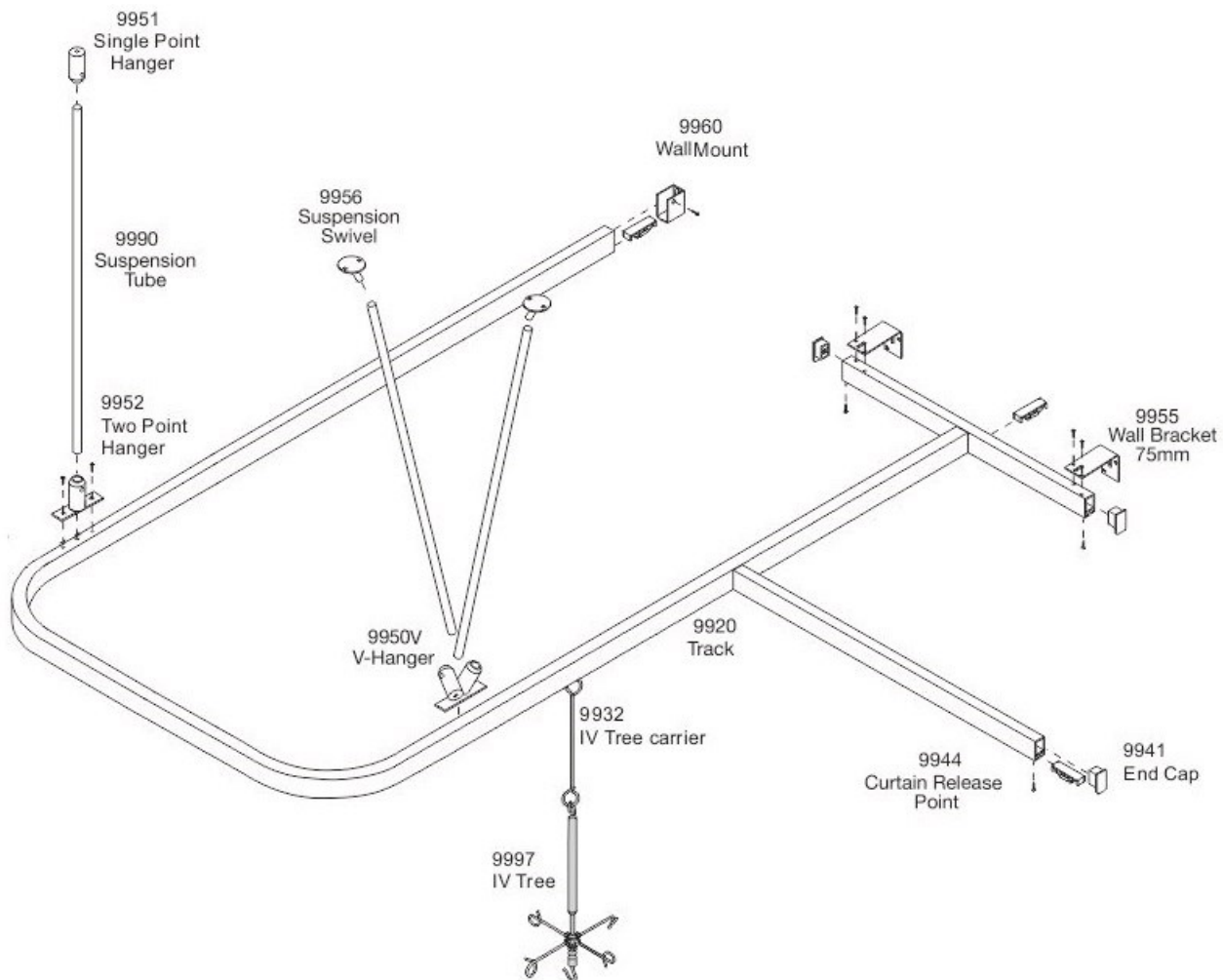
An example of a typical ward layout

The above is only a guide of what a typical hospital ward set out is. This is not a limitation or a standard as every environment is different. Our tracks are not just limited to hospital but are easily able to be used in clinics, sports centres, schools and other public buildings. The Oslo Series 99 tracking can also be ceiling fixed to ensure extra support.







IV TREE ON SERIES 99 HOSPITAL TRACKING

The Oslo Series 99 track is used with the IV Trees typically in Intensive Care Units in hospitals. They are commonly bent in U-Shapes to help declutter around the hospital beds as much as possible, but can be made to any shape required or a standard straight tracks. Telescopic trees are used with an adjustable height of 60cm and 90cm. The IV tree is suspended from wheeled trolleys mounted within the track.

Specifications:



SERIES 99 HOSPITAL COMPONENTS

	Stock Code	Colour	Description
	9920/4 9920/6 9920/7	Silver White	Track section 4m length Track section 6m length Track section 7.4m length
	9931	White	Swivel curtain hook
	9951	Silver White	Single Point hanger
	9952	Silver White	Two Point hanger
	9950V	Silver White	V Hanger assembly
	9956	Silver White	Swivel Mount
	9943	Silver White	Ceiling cover 78cm diameter
	9990	Silver White	Suspension tube 6 metre lengths
	9947	Silver White	Straight & Right angle joiner and Corner splice

SERIES 99 HOSPITAL COMPONENTS

	Stock Code	Colour	Description
	9946	Silver	Internal track Joiner
	9960	Silver White	Wall Mount track socket
	9953	Silver White	Ceiling Mount bracket
	9955	Silver White	Wall bracket 75mm projection
	9941	Silver White	End Stop
	9991	Silver	Collar for Suspension tube
	9993	Silver	Trolley assembly for moving rail
	9932	Silver White	IV Tree carrier
	9997	Silver/ White	Five point IV tree adjustable length with folding arms

SERIES 98 SHOWER COMPONENTS

	Stock Code	Colour	Description
	9820	Silver White	Track section 6m length
	9860	Silver White	Mini Wall Mount track socket
	9841	Silver White	Mini End Stop
	9853	Silver White	Mini Ceiling Mount bracket
	9847	Silver White	Mini external Joiner

The Oslo Series 98 Mini Shower track also uses the same components as the Oslo Series 99 when it comes to suspension tube, angle brackets and hooks. The Curtains Release Point (CRP) can be used on both tracks as well.

CURTAIN REMOVAL METHODS

	9944	White	Curtain Removal Point cover
	9995	Silver White	Cassette complete 615mm

The cassette is the old method of removing curtains, it is still available but usually replaced with the new Curtain Release Point.

INSTALLATION INSTRUCTIONS

Each Oslo Series 99 track system should promise:

- Track
- Wall fixing devices
- Direct to ceiling fixings (Ceiling brackets/Vertical hangers)
- Bay connectors
- End stops
- Curtain loading point
- Hooks/runners

There is a number of factors to be considered in determining curtain track height and the related form of suspension or direct fixings to the ceiling. One of the most important considerations is the effect of the curtains, whether drawn or packed, on natural or artificial lighting. Track height may need to be coordinated with window head height or glazed screen depending on configuration. For suspended track installations, track height will normally be 2100mm. Ceiling fixed track applications are normally limited to ceiling heights of up to 2700mm. In such instances, the 600mm difference comprises a lightweight fabric net which permits the passage of light and air movement.

The maximum distanced between suspension supports for Oslo Series 99 track is 3000mm. The maximum distance for Oslo Series 98 track is 2250mm.

Suspended tracks must be restrained to prevent horizontal movement by:

- direct fixing of track to flank walls or partitions
- V-hangers fixed to ceilings
- Vertical suspension tube
- Any combinations of these appropriate to the layout.

Installation With Suspension

1. Put rail into position required and support it from the ground.
2. Then screw the hanger assembly unto the ceiling ensure those are securely fastened. Use ceiling anchors or if it is preferable to screw directly into timber or something solid.
3. Then calculate the height required of the suspension tube to ensure the correct height
4. Hold the track up to where the tubes are hanging down and mark the rail where the hanger assembly to the track must be placed.
5. Then screw the hanger assembly to the top of the tack. Loosen Alan key/Grub screws.
6. Now lift the track to the height required and place the hanger tubers into the hanger assembly and tighten and Alan key /Grub screws. For more secure fixings, self drilling screws can be used to penetrate the hanger tube.

Oslo Series 99 Information Brochure

7. If a dome is required to cover the hanger assembly in the ceiling this must be placed on the tube prior to connection the track to the hanger tube.

Air conditioning ducts, pipes etc, in the area above the ceiling sometimes makes it necessary to fabricate special brackets for the support hangers. Ceiling in existing building usually provide for the man holes gain access. If this is not possible to secure solid fixings, surface battens may be necessary. It is not recommended that hangers are supported from suspended grids, except where additional strength has been provided for the architects specifications.

INSTALLATION DIAGRAMS

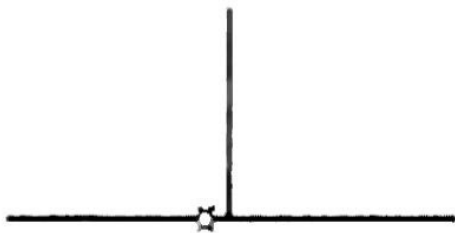


FIGURE 1: T-Joins

For T Joins use either a track wall mount socket.

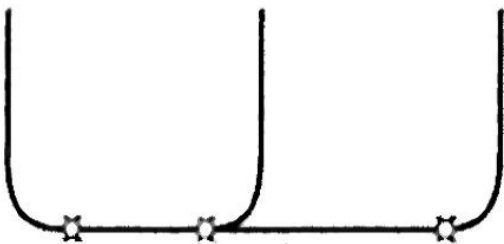


FIGURE 2:

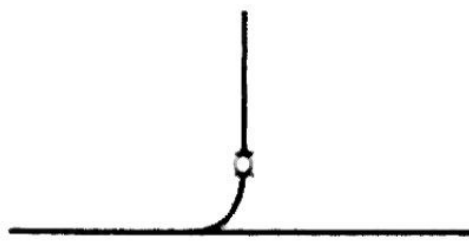


FIGURE 3:



FIGURE 4:

The recommended track height is 2100mm from the floor to bottom of track unless otherwise indicated. Walls and ceilings should be inspected at contact positions to ensure that fixing is available at the shown heights



Series 84 Motorised



Curtain Tracking



S-Wave and S-Fold

oslo



E: Info@trackco.com.au

P: (03) 9703 1155

F: (03) 9703 1197